


# Glowbay Linear Low Bay

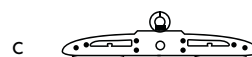
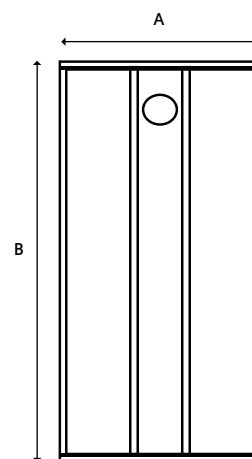
## Industrial Range

CODE: GLOWBAY-200CW/EM

**QVIS**<sup>®</sup>  
LED LIGHTING

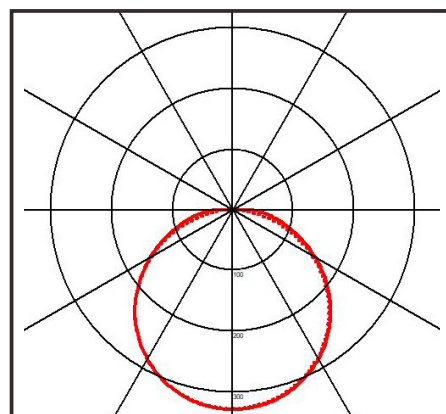


### TECHNICAL DRAWINGS



A = 426mm C = 113.6mm  
B = 924mm

### LUMINOUS INTENSITY DISTRIBUTION



Specification	Glowbay
System Power	200W
Driver Manufacturer	Sosen
LED Chipset	Samsung
Colour Rendering Index	>80
Lumen Output	28000Lm (Emergency 420Lm)
LED Efficacy	140 Lm/cW
Power Factor	>0.95
Dimmable	0-10V
IP Rating	IP65
IK Rating	IK10
Colour Temperature	6000K
Beam Spread	125°
Housing Material	Aluminium
Diffuser Material	Frosted Polycarbonate
Operating Temperature	-40 to +45 °C
Input Voltage	AC100-240V
Dimensions	924mm x 426mm x 113.6mm
Weight	8.6kg
MacAdam Step	<3
Lifetime	50,000 hours, L70-B10 [Ta 25 °C]
Emergency Output	3 Hours (3W)
CE Standards	EN60598-1, EN62493, EN55015, EN61547, EN61000-3-2, EN61000-3-3, EN62722-1, EN62722-2-1 and EN50581
CE Directives	LVD, EMC, ERP & RoHS

\* Warranty terms and conditions apply

**Information is subject to change and can be withdrawn without notice**

For further information on our products or terms and conditions visit our website [www.qvis.co.uk/lighting](http://www.qvis.co.uk/lighting) or email: [sales@qvislighting.com](mailto:sales@qvislighting.com)