


Surface & Suspended



Low Glare Diffuser



BESA Mounting Points

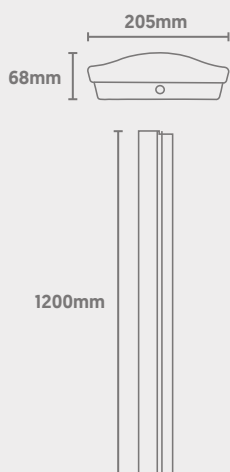


Steel Housing



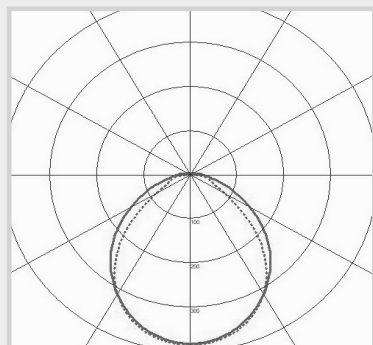
Conduit Side Entry

Dimensions



Light Source
Energy Rating

Photometric Data



Proteus

Prismatic Linear

CODE: PTS-27-1200NW/MPS/PIR

QVIS[®]
LED LIGHTING



PIR Sensor Info
on Following Page



Power	Efficacy	Output	Kelvin
27W	135Lm/cW	3645Lm	4000K

Technical

Input Voltage	AC 220-240V
Diffuser Type	Microprismatic
Colour Rendering Index	>85
Power Factor	0.9821
Operating Temp.	-20 to +65°C
Materials	Steel & Polycarbonate
IP Rating	IP40
Dimmable	On Request
Dimensions	1200mm x 205mm x 68mm
Weight	3.2kg
MacAdam Step	<3
Lifetime	50,000 hours, L90-B10 (Ta 25 °C)
CE Standards	EN60598-1, EN62493, EN55015, EN61547, EN61000-3-2, EN61000-3-3, EN62722-1, EN62722-2-1 and EN50581
CE Directives	LVD, EMC, ERP & RoHS

Surface & Suspended



Day & Night Operation



10m Detection Distance

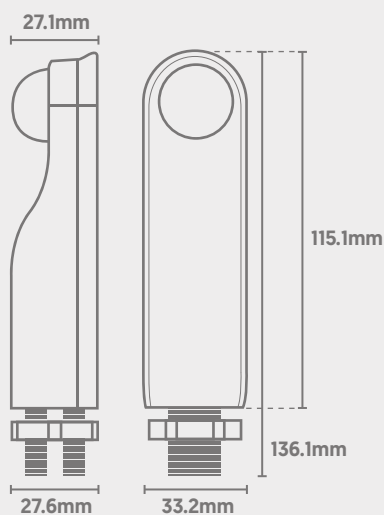


360° Detection Range



Up to 6m Install Height
(2m to 6m is recommended for optimal performance)

Dimensions



Proteus

PIR Sensor



PIR Specifications

Daylight Sensor	<3Lx to 2000Lx (Adjustable)
Hold Time	Min: 10s±3s; Max: 30min±2min
Stand-By Period	5min, 10min, 15min, 30min, 60min, +∞
Detection Range	50% / 75% / 100% (360°)
Detection Distance	Up to 10m (24°C)
Detection Moving Speed	0.5-1.5m/s
Automatic Lighting Range	10Lx to 300Lx
Stand-By Dimming Level	OFF / 10% / 20% / 30%



Technical

Power Source	AC 220-240V
Power Frequency	50/60 Hz
Maximum Switching	6A
Rated Load	Between 500W and 1200W
Power Consumption	Approximately 0.5W
Cable Specification	18AWG-1007
Operating Temperature	-20 to +40°C
Operating Humidity	<93% RH
Installation Height	2m to 6m
Material	Polycarbonate
IP Rating	IP65 After Installation

Surface & Suspended



Day & Night Operation



10m Detection Distance

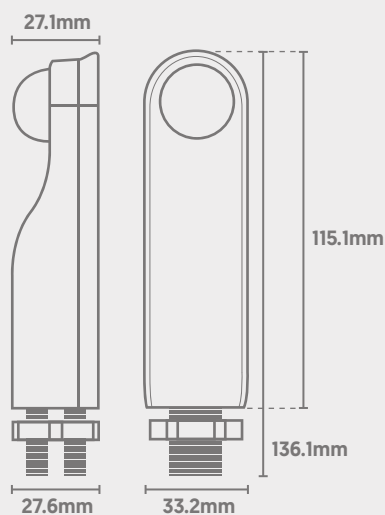


360° Detection Range



Up to 6m Install Height
(2m to 6m is recommended for optimal performance)

Dimensions

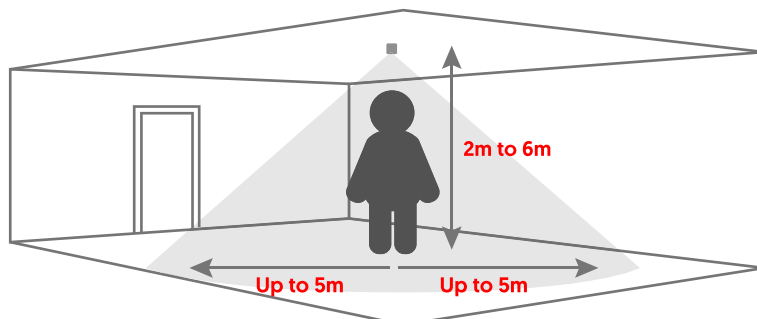


Proteus

PIR Sensor

QVIS[®]
LED LIGHTING

Detection Diagram



Wiring Diagram

