

## Surface & Suspended



IP20 Ingress Protection



IK106 Impact Resistance


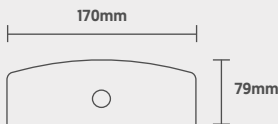


Steel Housing

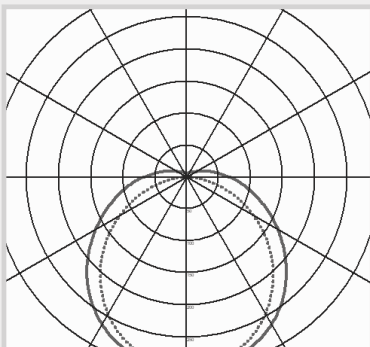


Conduit Side Entry

### Dimensions



### Photometric Data



# EduPac

## Commercial Batten

CODE: EDUPAC-WS- 1500NW

**QVIS**<sup>®</sup>  
LIGHTING & SECURITY



Power	Efficacy	Output	Kelvin
20W	120Lm/W	2400Lm	4000K
30W	120Lm/W	3600Lm	
40W	120Lm/W	4800Lm	

### Technical

Input Voltage	AC 220-240V
Colour Rendering Index	>80
Beam Spread	120°
Power Factor	<0.90
Dimable	On Request
Operating Temp.	-20 to +45°C
Housing Materials	Steel
IP Rating	IP20
IK Rating	IK06
Weight	2.9kg
Dimensions	1500 x 170 x 79mm
MacAdam Step	<6
Lifetime	50,000 hours
CE Standards	EN60598-1, EN62493, EN55015, EN61547, EN61000-3-2, EN61000-3-3, EN62722-1, EN62722-2-1 and EN50581
CE Directives	LVD, EMC, ERP & RoHS
UGR	<19